



بیمارستان کارمانیا
KARMANIA HOSPITAL

****Medical Services****



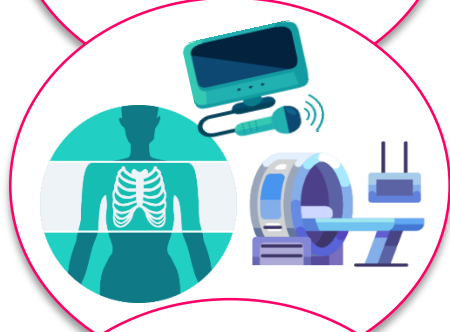
:Surgery/عمل Laminectomy



a type of surgery in which a surgeon removes part or all of the vertebral bone (lamina).



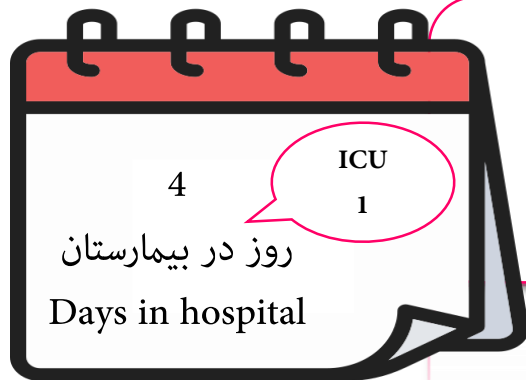
CBC, PT, INR, BG&Rh



In case of impaired breathing through the nose, Paranasal sinus CT scan
در صورت اختلال در تنفس از راه بینی Paranasal sinus CT scan



Internal consultation and cardiology if the patient is over 40 years old
مشاوره داخلی و قلب و عروق در صورت سن بالای 40 سال بیمار



:Surgery/عمل

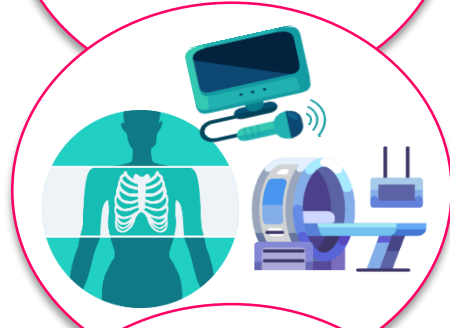
Total Hip



removing damaged sections of the hip joint and replaces them with parts usually constructed of metal, ceramic and very hard plastic.



CBC, BUN, Cr, FBS, ESR, CRP, HgA1C, V/A, U/C



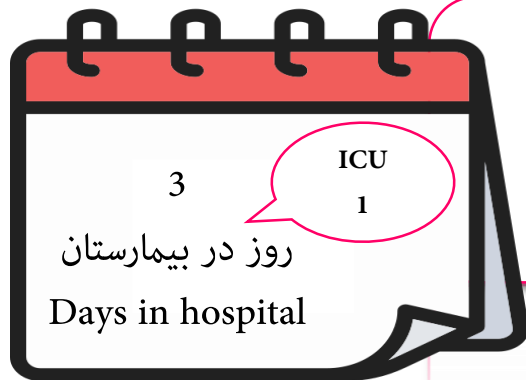
Pelvic & hip radiography, chest X-ray

رادیوگرافی pelvic & hip



ECG & Internal consultation

مشاوره داخلی و تست نوار قلب



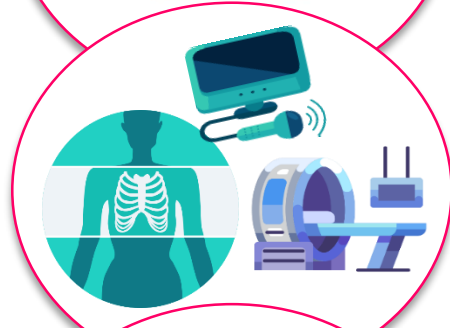
:Surgery/عمل

Anterior cruciate ligament (acl)

surgical procedure which is most commonly performed using arthroscopic techniques.



CBC, BUN, Cr, FBS, ESR, CRP, HgA1C



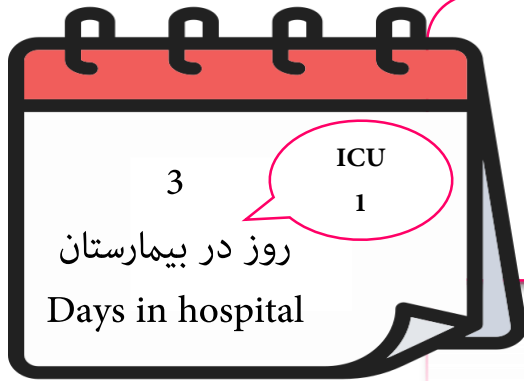
Alignment, Knee MRI & graphy-Chest X-ray

گرافی و MRI زانو، الاینمنت و قفسه سینه



ECG & Internal consultation

مشاوره داخلی و تست نوار قلب



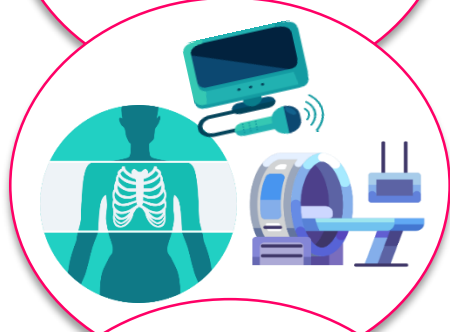
:Surgery/عمل Knee arthroscopy



a surgical procedure that allows doctors to view the knee joint without making a large incision (cut) through the skin and other soft tissues.



CBC, FBS, HgA1C, ESR, CRP



Knee MRI & graphy, Chest X-ray
گرافی و MRI زانو، گرافی قفسه سینه



ECG
تست نوار قلب

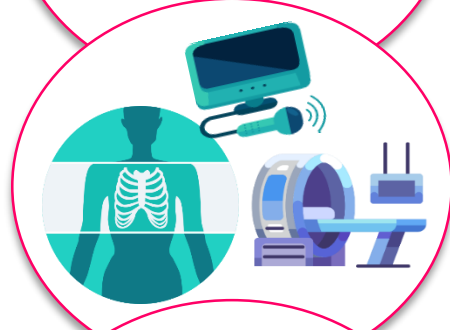


:Surgery/عمل

Laparoscopic cholecystectomy



Removing the gallbladder (called a cholecystectomy) if gallstones are causing problems.



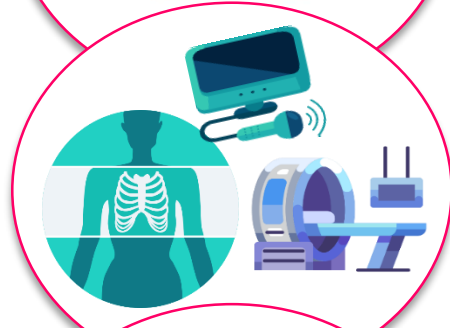


:Surgery/عمل

Open surgery cholecystectomy



Removing the gallbladder (called a cholecystectomy) if gallstones are causing problems.





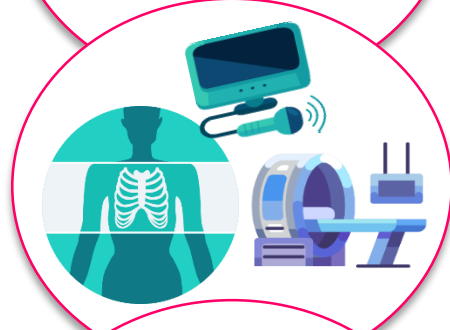
:Surgery/عمل Rhinoplasty



improving the nose aesthetically, creating harmony with the other facial features.



CBC, PT, INR, BG&Rh



In case of impaired breathing through the nose, Paranasal sinus CT scan
در صورت اختلال در تنفس از راه بینی Paranasal sinus CT scan



Internal consultation and cardiology if the patient is over 40 years old
مشاوره داخلی و قلب و عروق در صورت سن بالای 40 سال بیمار



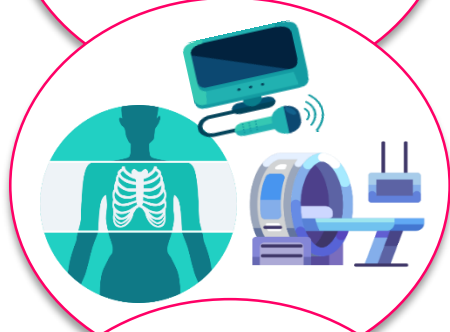
:Surgery/عمل Thyroidectomy



surgical removal of all or part of the thyroid gland,
which is located in the front of the neck.



TSH, Ca, P



Chest x-ray if the patient is over 45 years old, frontal and lateral x-ray of the neck if the thyroid is enlarged and thyroid ultrasound

گرافی قفسه سینه در صورت سن بالای 45 سال بیمار، گرافی روبرو و لتال گردن در صورت بزرگی تیروئید و سونوگرافی تیروئید



Internal and cardiovascular consultation if necessary

مشاوره داخلی و قلب و عروق در صورت ضرورت



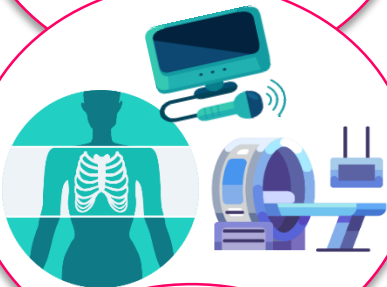
:Surgery/عمل Abdominoplasty



major surgery that removes excess skin and fat from the abdomen.



CBC, FBS, PT, PTT, INR, BG&Rh, BUN, Cr, Na, K, AST, ALT, T3, T4, TSH



Abdominal, pelvic and abdominal wall ultrasound for hernia
سونوگرافی شکم، لگن و جدار شکم از نظر فتق



Internal consultation, cardiology and vascular care if the patient is over 40 years old
مشاوره داخلی، قلب و عروق در صورت سن بالای 40 سال بیمار



:Surgery/عمل

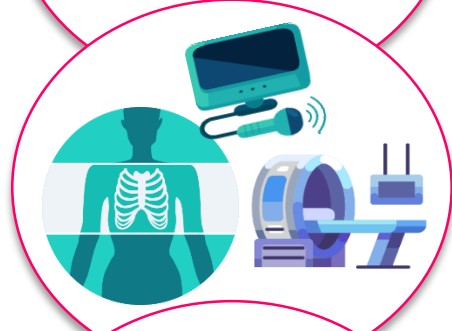
Lipomatic



uses suction to remove fat from specific areas of the body, such as the stomach, hips, thighs, buttocks, arms or neck.



CBC, PT, PTT, FBS, BUN, Cr, AST, ALT, T4, TSH, TG, Cholesterol (LDL,HDL)



Abdominal, pelvic and abdominal wall ultrasound for hernia

سونوگرافی شکم، لگن و جدار شکم از نظر فتق



Internal, cardiovascular consultations if the patient is over 40 years old

مشاوره های داخلی، قلبی عروقی در صورت سن بالاتر از 40 سال بیمار



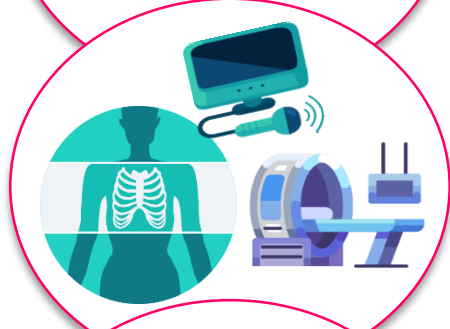
:Surgery/عمل
Blepharoplasty



a surgical procedure that improves the appearance of eyelids.



CBC, PT, PTT, INR





Cardiovascular consultation in case of previous illness

مشاوره قلب و عروق در صورت بیماری قبلی



:Surgery/عمل

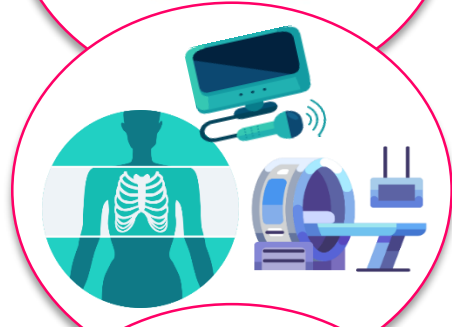
Augmentation Mammoplasty



commonly performed to increase the size, change the shape, and/or alter the texture of the breasts.



CBC, PT, PTT, INR, FBS, BG&Rh



Ultrasound of breasts and axillary areas in case of age over 40 years and mammography
سونوگرافی پستان ها و نواحی آگزیلاری در صورت سن بالای 40 سال و ماموگرافی



Internal and cardiac consultation if the patient is over 40 years old

مشاوره داخلی و قلب در صورت سن بالای 40 سال بیمار



:Surgery/عمل

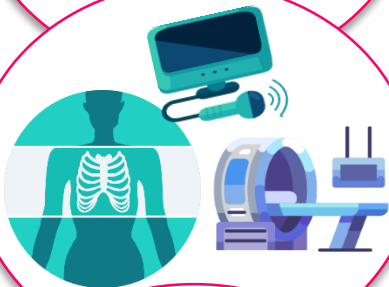
Reduction Mammoplasty



removes fat, breast tissue and skin from the breasts.



CBC, FBS, PT, PTT, INR, BG&Rh, BUN, Cr, T4, TSH, TG, Cholesterol (LDL&HDL)



Ultrasound of breasts and bilateral axillary cavity

سونوگرافی پستان ها و حفره آگزیلاری دو طرفه



Internal and cardiac consultation if the patient is over 40 years old

مشاوره داخلی و قلب در صورت سن بالای 40 سال بیمار